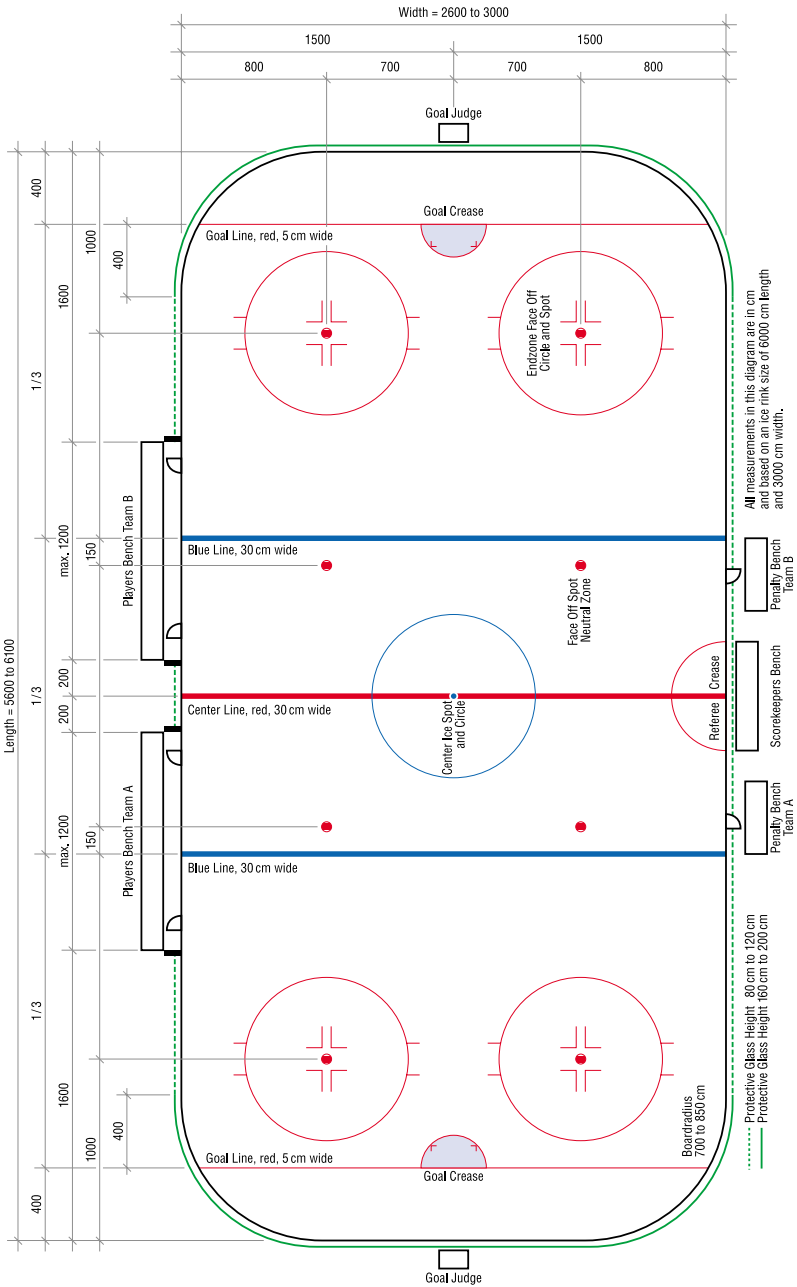


ICE RINK



SECTION 1 - ICE RINK

There shall be **no markings** on the ice, boards, protective glass, nets, goals, or on any surface in and around the players benches, penalty benches, goal judge benches or off-ice officials areas, except as specified under these rules or as provided in Annex 1 (Advertising Regulations).

100 - DEFINITION OF THE RINK

The game of ice hockey shall be played on a white ice surface known as a **RINK**.

101 - DIMENSIONS OF THE RINK

Maximum size: **61 m long** by **30 m wide**.

Minimum size: **56 m long** by **26 m wide**.

The corners shall be rounded in the arc of a circle with a radius of **7 to 8.5 m**.

► For IIHF championships the size will be **60 to 61 m long** by **29 to 30 m wide**.

102 - BOARDS

The rink shall be surrounded by a wooden or plastic wall known as the «**BOARDS**», which shall be white in colour.

They shall be not less than **1.20 m** and not more than **1.22 m in height** above the level of the ice surface.

The boards shall be constructed in such a manner that the surface facing the ice shall be smooth and free of any obstruction that could cause injury to the players, and the protective screens and gear used to hold the boards in position shall be mounted on the side away from the playing surface.

103 - KICK PLATE

At the lower part of the boards will be fixed a «**KICK PLATE**», **yellow** in colour, **15 to 25 cm in height**.

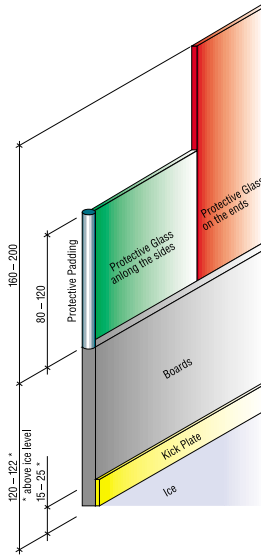
104 - DOORS

All doors giving access to the ice surface must swing away from the ice surface.

- For IIHF championships, the protective glass and end zone nets are obligatory.

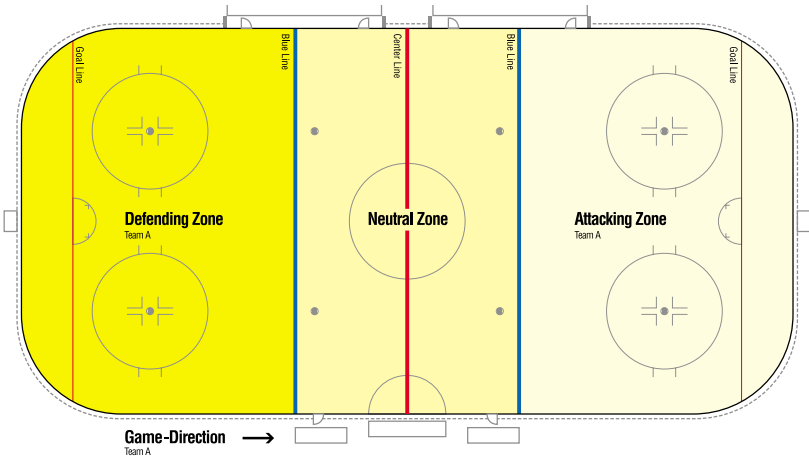
PROTECTIVE GLASS AND BOARDS

All measurements in cm.



- On open air rinks, all of the lines and face-off spots outlined in Rules 112 and 113 shall be marked by two lines 5 cm wide.
- In case of advertising allowed on the boards, the lines shall at least be marked on the kick plate.
- The entire width of the line shall be considered as part of the zone that the puck is in.

DIVISION OF ICE SURFACE



105 - PROTECTIVE GLASS

The protective glass located above the boards shall be **160 cm** to **200 cm in height** on the ends and shall extend 4 m from the goal line towards the neutral zone, and **80 cm** to **120 cm in height** along the sides, except in front of the players benches.

At any interruption of the protective glass there shall be protective padding to prevent the injury of the players.

106 - END ZONE NETS

Protective nets may be suspended above the end zone boards and glass to prevent the injury of spectators.

110 - DIVISION AND MARKING OF THE ICE SURFACE

The ice surface will be divided in its length by **five lines** marked on the ice and extending completely across the rink and continuing vertically up the side of the boards.

111 - GOAL LINES

Lines shall be marked **4 m** from each end of the rink, **5 cm wide** and **red** in colour, known as the:

GOAL LINES

112 - BLUE LINES

The ice area between the two goal lines shall be divided in three equal parts by lines 30 cm wide and **blue** in colour known as the:

BLUE LINES

These lines will determine the **three Zones**, defined as follows:

- **for one team**, the zone in which their goal is situated is the:

DEFENDING ZONE

- the central zone is the:

NEUTRAL ZONE

- the farthest zone is the:

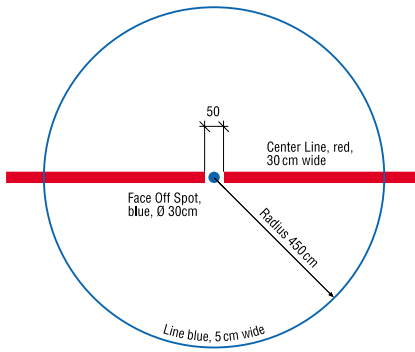
ATTACKING ZONE

113 - CENTER LINE

A line known as the **CENTER LINE** shall be located in the middle of the rink. It shall be **30 cm** wide and **red** in colour.

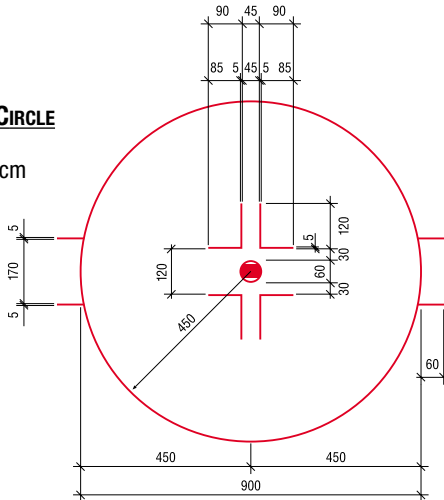
**CENTRE ICE SPOT
AND CIRCLE**

All measurements in cm



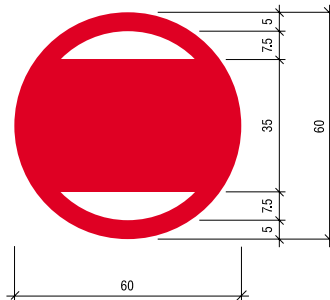
**END ZONE FACE-OFF CIRCLE
AND SPOT**

All measurements in cm



DETAIL OF FACE-OFF SPOT

All measurements in cm



114 - FACE-OFF SPOTS AND CIRCLES

All spots and circles are marked on the ice surface in order to position the players for a face-off as ordered by the officials at the beginning of the game, at the beginning of each period and after each stoppage of play.

115 - CENTER FACE-OFF SPOT AND CIRCLE

A circular **blue spot, 30 cm in diameter**, shall be marked exactly in the center of the rink.

With this spot as a center, a **circle with a radius of 4.5 m** shall be marked with a **blue line 5 cm wide**.

116 - FACE-OFF SPOTS IN NEUTRAL ZONE

Two red spots, 60 cm in diameter, shall be marked in the neutral zone, **1.5 m** from each blue line as illustrated on the opposite page.

117 - END ZONE FACE-OFF SPOTS AND CIRCLES

Face-off spots and circles shall be marked on the ice in both end zones and on both sides of each goal as illustrated on the opposite page.

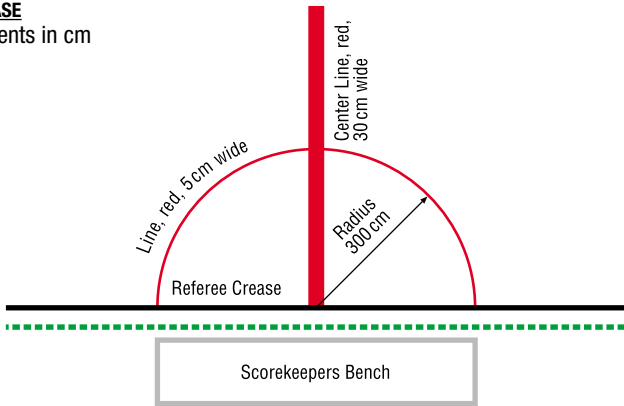
► The **face-off spots** will be **60 cm** in diameter, **red** in colour, as illustrated on the opposite page.

On opposite sides of the end zone face-off spots shall be marked **double "L"**, as illustrated on the opposite page.

► The **circles** will have a **radius of 4.5 m** from the center of the face-off spots and marked with a **red line, 5 cm wide**.

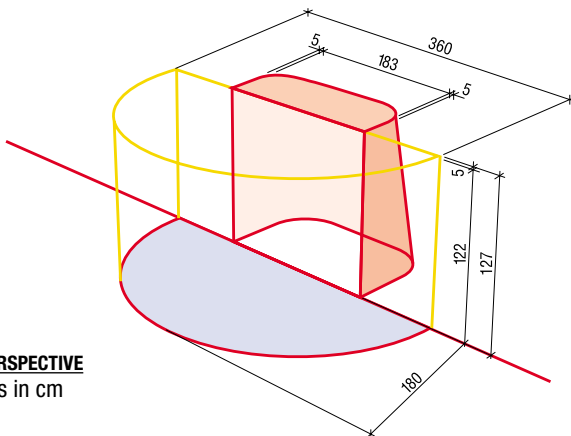
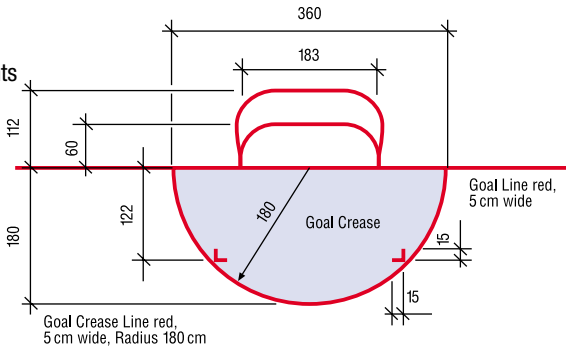
REFEREE CREASE

All measurements in cm



GOAL CREASE

All measurements in cm



GOAL CREASE PERSPECTIVE

All measurements in cm

118 - REFEREE CREASE

An area known as the **REFEREE CREASE** shall be marked on the ice in a semi-circle by a **red line, 5 cm wide**, and with a radius of **3 m**, immediately in front of the Scorekeepers Bench, as illustrated on the opposite page.

119 - GOAL CREASE

In front of each goal a **GOAL CREASE** area shall be marked by a **red line, 5 cm wide**, as illustrated on the opposite page.

The goal crease area shall be painted **light blue**.

► In the rule interpretation, the goal crease shall be considered as a **volume** which is defined by the crease markings and extending vertically **1.27 m** to the top of the goal frame.

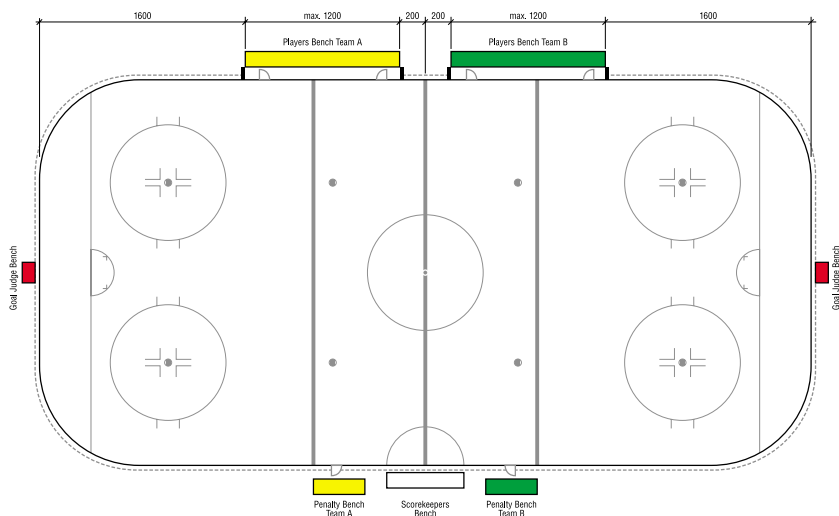
- 1. Goal posts and nets shall be set in such manner as to remain stationary during the progress of the game.
- 2. For IIHF World Senior A and Junior A championships, **flexible goal pegs** are mandatory and are strongly recommended for other competitions.



- 1. Each players bench must have two doors, one of which must be in the NEUTRAL ZONE.
 - 2. The players benches must be protected from access by persons other than the players and the six team officials.
- Report to the proper authorities.

PLAYERS BENCHES AND PENALTY BENCHES

All measurements in cm



130 - GOALS

The goals shall be located in the center of the goal lines.

The goals posts shall extend vertically **1.22 m above** the ice surface and be **1.83 m apart** (internal measurements). The horizontal crossbar binding the posts shall be of approved design and material with an external diameter of **5 cm**. The posts and crossbar will be painted **red**.

The goals will be completed by a frame supporting the nets, the deepest point of which shall not be more than **1.12 m** or less than **0.60 m**. It will be painted **white**, except for the exterior part of the base plate, which shall be painted **red**.

A net shall be attached to the back of the goal frame, constructed to keep the puck within the confines of the goal.

The inside parts of the supports, other than the goal posts and the crossbar, will be covered by white padding.

140 - PLAYERS BENCHES

Each rink shall be provided with two identical benches, exclusively for the use of players in uniform and officials of both teams.

The benches will be in the neutral zone on the same side of the rink, immediately along the ice but opposite to the penalty benches, separated by a substantial distance or by other facilities, and convenient to the dressing rooms.

Each bench shall begin **2 m** from the center line with a maximum length of **12 m**.

Each bench shall accommodate:

- **16 players and 6 team officials.**

141 - PENALTY BENCHES

Each rink shall be provided with two benches to be known as the penalty benches for a minimum of:

- **5 players each.**

They will be located on both sides of the Scorekeepers desk and opposite to the players benches.

► Access to the penalty benches shall be restricted to persons other than the penalized players and the penalty bench attendants.

142 - GOAL JUDGES BENCHES

Properly protected cages to eliminate interference with the Goal Judge's activities shall be placed at each end of the rink behind the board and glass in the area of the goal.

PLAYER	PENALTY	 IIHF	PLAYER	PENALTY
44-4.43			20-3.45	
38-1.37		20:00	88-1.28	
22-2.00		HOME	GUEST	30-5.00
		2	2	1

► 1. The red light shall be connected to the timing device in such a manner so that, when the period has ended, it would be impossible for the Goal Judge to turn it on.

► 2. At the end of a period, the fact that the Goal Judge is not be able to turn on the red light on does not necessarily mean that a goal is not valid. The determining factor is whether or not the puck is completely over the goal line and in the goal before the period ends.

► 3. The purpose of the green light is to enable the Referee and Linesmen to observe the goal and light in the same sight line and know exactly when the period ends.

► No one, except as authorised by the association concerned, shall be allowed to enter the Officials dressing room during the course of or immediately following the game. In case of an infraction to this rule:

► Report to the proper authorities.

► 1. If, in the opinion of the Referee, there is not sufficient light to continue the game, he shall have the authority to postpone the remainder of the game or a take time-out, pending improvement of the lighting situation.

► 2. If one team is handicapped to a greater extent by the failure of lights, and in the opinion of the Referee the game should not be cancelled, he shall have the authority to alternate the teams so that each team will play the same amount of time in each end of the rink.



► Music may be played during the warm-up and during any stoppage of play.

150 - SIGNAL AND TIMING DEVICES

151 - SIREN

Each rink shall be provided with a siren or other suitable sound device to be used by the Timekeeper.

152 - CLOCK

Each rink shall have an **electric clock (scoreboard)** in order to provide spectators, players and officials with accurately information concerning:

- **names of both teams,**
- **time played in any period, counting up** in minutes and seconds from 0.00 to 20.00,
- **penalty time remaining** to be served for at least two players on each team **counting down** from the total number of minutes to 0,
- **score,**
- **time-outs, counting down** from 30 to 0 seconds,
- **intermission time, counting down** from 15 to 0 minutes.

153 - RED AND GREEN LIGHTS

Behind each goal there shall be:

- A **red light** to be lit by the Goal Judge when a goal is scored,
- A **green light** to be lit automatically by the electric clock when the Timekeeper stops the clock and at the end of each period.

160 - PLAYERS DRESSING ROOMS

Each team shall be provided with a suitable room with sufficient space for **25 individuals** and their equipment, equipped with benches, sanitary toilet and showers.

161 - REFEREES AND LINESMEN DRESSING ROOM

A separate dressing room equipped with chairs or benches, sanitary toilet and shower must be provided for the exclusive use of the Referees and Linesmen.

170 - RINK LIGHTING

All rinks shall be sufficiently well illuminated so that the players, officials and spectators may conveniently follow the play at all times.

171 - SMOKING IN THE ARENA

In enclosed rinks, smoking shall be prohibited in the playing and spectator areas, as well as in the dressing rooms and all the facilities where the players are involved.

172 - MUSIC IN THE ARENA

No music shall be played while the game is in progress.